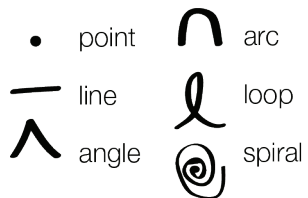


Visual Thinking

A way of organizing our thoughts by describing them as pictures. Useful for storytelling, making sense of complex information, and shared meaning-making.

Visual Building Blocks

You can make a basic drawing of almost anything using these simple building blocks.



Visual Alphabet

Use a simple visual language to represent a system, relationship, or process.



CoLab.

Complexity navigation | Collaboration | Co-design | Co-creation

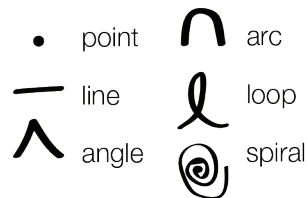
colab.alberta.ca

Visual Thinking

A way of organizing our thoughts by describing them as pictures. Useful for storytelling, making sense of complex information, and shared meaning-making.

Visual Building Blocks

You can make a basic drawing of almost anything using these simple building blocks.



Visual Alphabet

Use a simple visual language to represent a system, relationship, or process.



CoLab.

Complexity navigation | Collaboration | Co-design | Co-creation

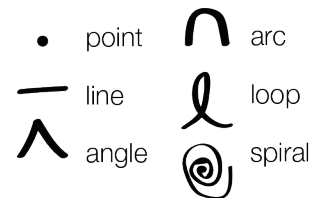
colab.alberta.ca

Visual Thinking

A way of organizing our thoughts by describing them as pictures. Useful for storytelling, making sense of complex information, and shared meaning-making.

Visual Building Blocks

You can make a basic drawing of almost anything using these simple building blocks.



Visual Alphabet

Use a simple visual language to represent a system, relationship, or process.



CoLab.

Complexity navigation | Collaboration | Co-design | Co-creation

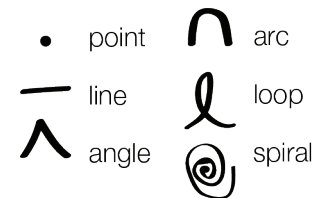
colab.alberta.ca

Visual Thinking

A way of organizing our thoughts by describing them as pictures. Useful for storytelling, making sense of complex information, and shared meaning-making.

Visual Building Blocks

You can make a basic drawing of almost anything using these simple building blocks.



Visual Alphabet

Use a simple visual language to represent a system, relationship, or process.



CoLab.

Complexity navigation | Collaboration | Co-design | Co-creation

colab.alberta.ca

Resources

- 'The Doodle Revolution' by Sunni Brown (book)
- 'Draw to Win' by Dan Roam (book)
- 'Visual Thinking Basics' by Dave Grey (online video)
- 'Sketching 101: How to Draw Minimum Viable People for Storyboards' by Skjoldbroder (Medium article)



Remember: Practice makes Better!

Try these activities to hone your skills:

- Listen to a TED Talk and draw what you hear.
- Try a visual thinking warm-up at your next meeting.
- Think of a metaphor to describe something, and draw it out.
- Create your own visual alphabet and practice using it to describe concepts, ideas, relationships, or processes.

Resources

- 'The Doodle Revolution' by Sunni Brown (book)
- 'Draw to Win' by Dan Roam (book)
- 'Visual Thinking Basics' by Dave Grey (online video)
- 'Sketching 101: How to Draw Minimum Viable People for Storyboards' by Skjoldbroder (Medium article)



Remember: Practice makes Better!

Try these activities to hone your skills:

- Listen to a TED Talk and draw what you hear.
- Try a visual thinking warm-up at your next meeting.
- Think of a metaphor to describe something, and draw it out.
- Create your own visual alphabet and practice using it to describe concepts, ideas, relationships, or processes.

Resources

- 'The Doodle Revolution' by Sunni Brown (book)
- 'Draw to Win' by Dan Roam (book)
- 'Visual Thinking Basics' by Dave Grey (online video)
- 'Sketching 101: How to Draw Minimum Viable People for Storyboards' by Skjoldbroder (Medium article)



Remember: Practice makes Better!

Try these activities to hone your skills:

- Listen to a TED Talk and draw what you hear.
- Try a visual thinking warm-up at your next meeting.
- Think of a metaphor to describe something, and draw it out.
- Create your own visual alphabet and practice using it to describe concepts, ideas, relationships, or processes.

Resources

- 'The Doodle Revolution' by Sunni Brown (book)
- 'Draw to Win' by Dan Roam (book)
- 'Visual Thinking Basics' by Dave Grey (online video)
- 'Sketching 101: How to Draw Minimum Viable People for Storyboards' by Skjoldbroder (Medium article)



Remember: Practice makes Better!

Try these activities to hone your skills:

- Listen to a TED Talk and draw what you hear.
- Try a visual thinking warm-up at your next meeting.
- Think of a metaphor to describe something, and draw it out.
- Create your own visual alphabet and practice using it to describe concepts, ideas, relationships, or processes.